








Obradoiro:


Fabrica a túa propia lámpada

1. **Imprime** os fotocopiáveis.
2. **Recorta e quita** os círculos brancos.
3. **Pega** os papeis facendo que coincidan as partes que recortaches coas escenas do seu mesmo tamaño. Deben quedar unidos en toda a superficie.
4. **Forma** un cilindro e péga.
5. **Pon** o cilindro onde queiras e dentro coloca a candeia de led.

Mira os pasos que che damos como guía:











oqueleo